



# WORK SAFELY – FOLLOW THESE RULES



This symbol is used to call your attention to instructions concerning your personal safety. Be sure to observe and follow these instructions.



1. Always use safety stands in conjunction with hydraulic jacks or hoists. Do not rely on the jack or hoist to carry the load, they could fail.




4. When splitting tractors, or disassembling machines, be sure to use safety stands and adequate supports to prevent tipping or roll-over.




2. Always wear safety glasses when using a hammer, chisel or other tools that may cause chips to fly.



5. Use a safety catch on all hoist hooks. Do not take a chance, the load could slip off of the hook.



3. Keep work area organized and clean. Wipe up oil or spills of any kind. Keep tools and parts off of the floor. Eliminate the possibility of a fall which could result in a serious injury.



6. When using an acetylene torch always wear welding goggles and gloves. Keep a "charged" fire extinguisher within reach. Be sure the acetylene and oxygen tanks are separated by a metal shield and are chained to the cart. Do not weld or heat areas near fuel tanks or fuel lines and utilize proper shielding around hydraulic tanks or hydraulic lines.