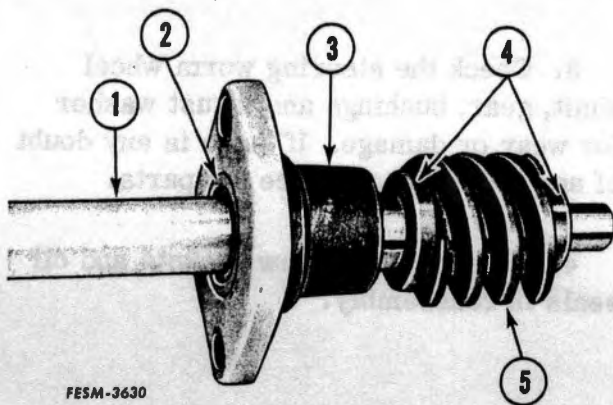




Disassembly



- | | | |
|-------------------|---------------------------|--------------|
| 1. Steering shaft | 3. Steering shaft bearing | 5. Worm gear |
| 2. Oil seal | 4. Thrust washers | |



- | |
|----------------------|
| 1. Nut |
| 2. Washer |
| 3. Bolt |
| 4. Steering gear arm |
| 5. Worm wheel shaft |



- | |
|------------------------|
| 1. Worm wheel shaft |
| 2. Steering worm wheel |

1. Remove the steering wheel from the steering shaft.

2. Remove the support bracket and the bearing and seal assembly (3) from the steering shaft (1). Drive the oil seal (2) out of the shaft bearing (3).

3. If the steering shaft thrust washers (4) are to be replaced, remove them from the steering shaft (1).

4. Remove the cotter pin, nut (1) and washer (2) from the steering worm wheel shaft (5).

5. Remove the bolt (3) in the steering gear arm (4) and remove the arm (4) from the worm wheel shaft (5).

6. Remove the Woodruff key from the worm wheel shaft and remove the shaft thrust washer.

7. Remove the shaft (1) and the steering worm wheel (2) from the housing base.

8. Drive the oil seal out of the base using a brass drift.

9. Remove the shaft lower bushing from the base using a soft brass drift if service is necessary.

10. Remove the upper shaft bushing from the steering gear housing if replacement is necessary.