




CUB LEVELING AND GRADING BLADE



A-27156


**LEVELING AND GRADING BLADE MOUNTED IN FRONT POSITION**

(Tractor Equipped with Touch Control)

Built 1949 and Since



# CUB LEVELING AND GRADING BLADE



A-27157

## LEVELING AND GRADING BLADE MOUNTED BENEATH THE TRACTOR

(Tractor Equipped with Touch Control)

Built 1949 and Since

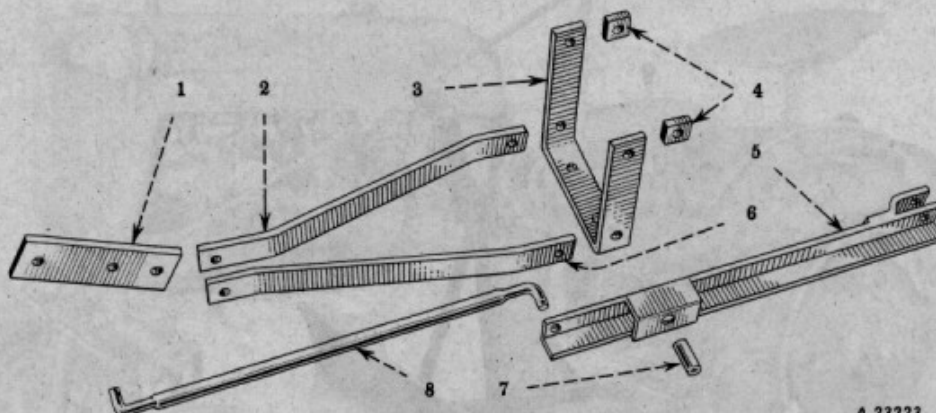
### INDEX TO UNITS

DESCRIPTION	Page
ARM, Lifting .....	219
BLADE .....	220
FRAME, Mounting .....	218
LEVER, Control, Master .....	252
PLATE, Extension, Snow .....	221
ROCKSHAFT, Front .....	254
ROD, Lifting, Front .....	219
ROD, Lifting, Rear .....	218
SPRING, Relief .....	220



# CUB LEVELING AND GRADING BLADE

## MOUNTING FRAME AND REAR LIFTING ROD



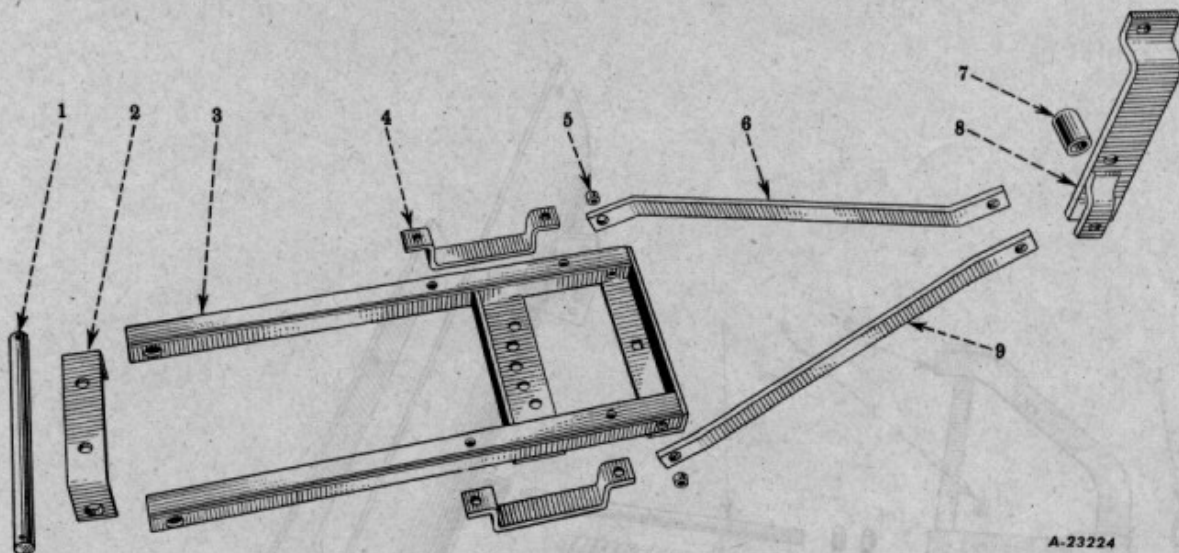
A-23223

REF. NO.	PART NUMBER	DESCRIPTION	YEARS USED
1	650 268 R2	PLATE, SUPPORT, AXLE BRACE	49-
	13 319 R1	BOLT, MACHINE, 5/8-11INC X 1-3/4" (2 USED)	
2	650 261 R1	BRACE, AXLE, LEFT	49-
	13 319 R1	BOLT, MACHINE, 5/8-11INC X 1-3/4" (2 USED)	
	13 361 R1	BOLT, MACHINE, 5/8-11INC X 2-1/4"	
	114 820	NUT, HEX., 5/8-11INC (3 USED)	
	103 325 R1	WASHER, LOCK, 5/8" (3 USED)	
3	650 145 R1	HANGER, FRONT AXLE	49-
4	650 140 R1	SPACER, AXLE HANGER BOLT	49-
5	650 292 R91	LEVER, LIFTING (WELDED ASSEMBLY)	49-
	13 776 R1	BOLT, MACHINE, 5/8-11INC X 12"	
	114 820	NUT, HEX., 5/8-11INC	
	108 638	PIN, COTTER, 3/16 X 1-1/8"	
	H 2 808	PIN, STD-HD., 5/8 X 2"	
	103 325	WASHER, LOCK, 5/8"	
	106 267	WASHER, PLAIN, 1-3/4" O.D. X 11/16" I.D. X 10 GA. (2 USED)	
6	650 260 R1	BRACE, AXLE, RIGHT	49-
7	650 282 R2	BUSHING, LIFTING LEVER	49-
8	650 293 R91	ROD, LIFTING, REAR (WELDED ASSEMBLY)	49-



# CUB LEVELING AND GRADING BLADE

## LIFTING ARMS AND FRONT LIFTING ROD



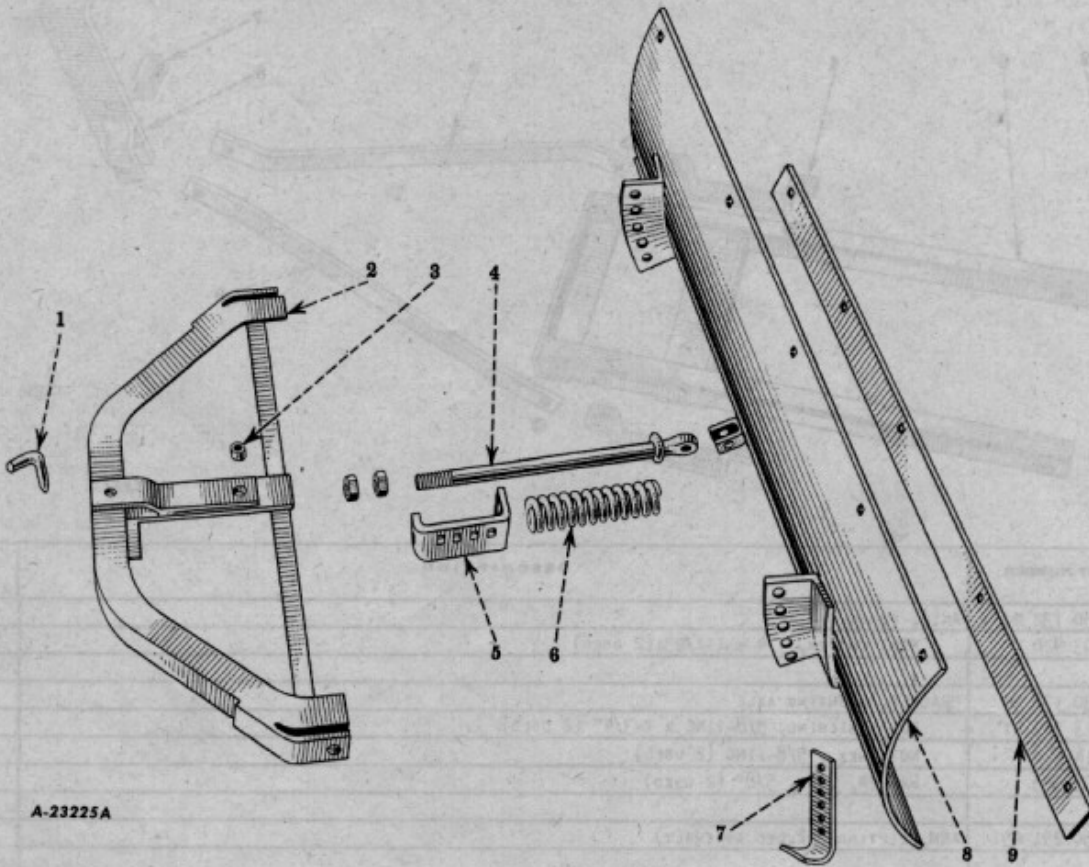
A-23224

REF. NO.	PART NUMBER	DESCRIPTION	YEARS USED
1	650 132 RI	AXLE, PIVOT	49-
	103 420	PIN, COTTER, 1/4 x 1-1/2" (2 USED)	
2	650 138 RI	BRACKET, MOUNTING AXLE	49-
	13 319 RI	BOLT, MACHINE, 5/8-11NC x 1-3/4" (2 USED)	
	114 820	NUT, HEX., 5/8-11NC (2 USED)	
	103 325	WASHER, LOCK, 5/8" (2 USED)	
3	650 291 R91	ARM, LIFTING (WELDED ASSEMBLY)	49-
4	650 270 RI	GUIDE, SUPPORT ANGLE	49-
	13 378 RI	BOLT, MACHINE, 1/2-13NC x 2-1/2" (4 USED)	
	114 774	NUT, HEX., 1/2-13NC (4 USED)	
	103 323	WASHER, LOCK, 1/2" (4 USED)	
5	650 284 RI	BUSHING, LIFTING STRAP	49-
	13 399 RI	BOLT, MACHINE, 1/2-13NC x 2-3/4" (2 USED)	
	114 774	NUT, HEX., 1/2-13NC (2 USED)	
	103 323	WASHER, LOCK, 1/2" (2 USED)	
	615 083 RI	WASHER, FLAT ROUND HOLE, 17/32" I.D. x 1-1/32" O.D. x 18 GA. (2 USED)	
6	650 272 RI	STRAP, LIFTING, FRONT, LEFT	49-
7	650 286 RI	SPACER, BELLCRANK EXTENSION	49-
8	650 290 R93	EXTENSION, BELLCRANK (WELDED ASSEMBLY)	49-
	13 471 RI	BOLT, MACHINE, 5/8-11NC x 3-3/4"	
	114 820	NUT, HEX., 5/8-11NC	
	103 325	WASHER, LOCK, 5/8"	
9	650 271 RI	STRAP, LIFTING, FRONT RIGHT	49-
	108 638	PIN, COTTER, 3/16 x 1-1/8"	
	H 2 808	PIN, STD-HD., 5/8 x 2"	



# CUB LEVELING AND GRADING BLADE

## BLADE AND RELIEF SPRING



A-23225A

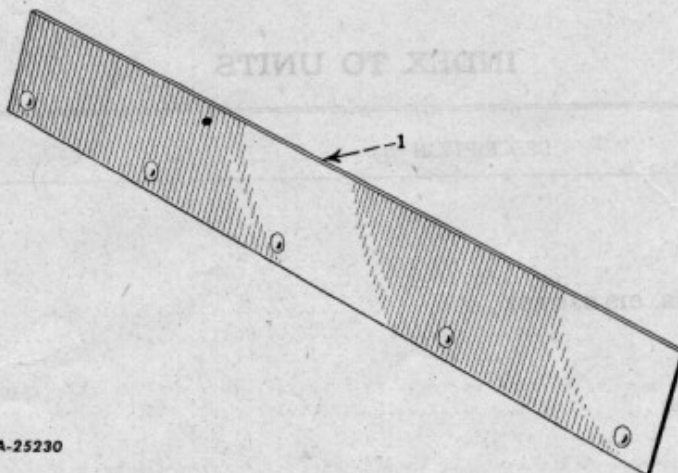
REF. NO.	PART NUMBER	DESCRIPTION	YEARS USED
1	650 294 R1	PIN, INDEX	49-
2	650 289 R94	ANGLE, SUPPORT BLADE (WELDED ASSEMBLY)	49-
	103 419	PIN, COTTER, 1/4 x 1-1/4" (2 USED)	
	PO 28 729	PIN, STD.-HD., 3/4 x 1-3/4" (2 USED)	
3	650 283 R2	BUSHING, TIE PLATE	49-
	13 340 R1	BOLT, MACHINE, 5/8-11NC x 2"	
	114 820	NUT, HEX., 5/8-11NC	
	103 325	WASHER, LOCK, 5/8"	
4	650 134 R1	ROD, SUPPORT SPRING	49-
	218 445	NUT, JAM, HEX., 1-8NC (2 USED)	
	103 407	PIN, COTTER, 3/16 x 1"	
	Q 1 270	PIN, STD.-HD., 1/2 x 1-9/16"	



### CUB LEVELING AND GRADING BLADE

REF. NO.	PART NUMBER	DESCRIPTION	YEARS USED
<b>BLADE AND RELIEF SPRING—Continued</b>			
5	650 295 R2	BAR, ADJUSTER	49-
	12 866 R1	BOLT, CARRIAGE, DLD., 1/2-13NC x 1-3/4"	
	L 64	NUT, HORNED, 1/2-13NC	
	103 375	PIN, COTTER, 3/32 x 1-1/4"	
6	650 161 R1	SPRING, RELIEF	49-
7	650 274 R1	SHOE	49-
	15 034 R1	BOLT, CARRIAGE, 1/2-13NC x 1-3/8" (2 USED)	
	114 774	NUT, HEX., 1/2" (2 USED)	
	103 323	WASHER, LOCK, 1/2" (2 USED)	
8	650 288 R92	BLADE (WELDED ASSEMBLY)	49-
9	650 150 R3	EDGE, CUTTING	49-
	15 017 R1	BOLT, CARRIAGE, 1/2-13NC x 1-1/8" (5 USED)	
	114 774	NUT, HEX., 1/2-13NC (5 USED)	
	103 323	WASHER, LOCK, 1/2" (5 USED)	

### SNOW EXTENSION PLATE ATTACHMENT (Special)



REF. NO.	PART NUMBER	DESCRIPTION	SERIAL NUMBER	NO. REQ'D
1	650 449 R1	PLATE, SNOW EXTENSION		49-
	15 017 R1	BOLT, CARRIAGE, 1/2 x 1-1/8" (5 USED)		
	114 774	NUT, HEX., 1/2" (5 USED)		
	103 323	WASHER, LOCK, 1/2" (5 USED)		