


# MAINTENANCE

## Starting and Lighting Equipment

(Tractors with Magneto and Voltage Regulation)




Illust. 36

Headlights and connections.

### Description

The electrical system of the tractor is a 6-volt type and consists of a generator, voltage regulator, cranking motor, lights, light switch and a 6-volt battery. The system is a single-wire type with a ground return to the battery. The cables are contained in a harness of non-metallic oil and waterproof woven braid.



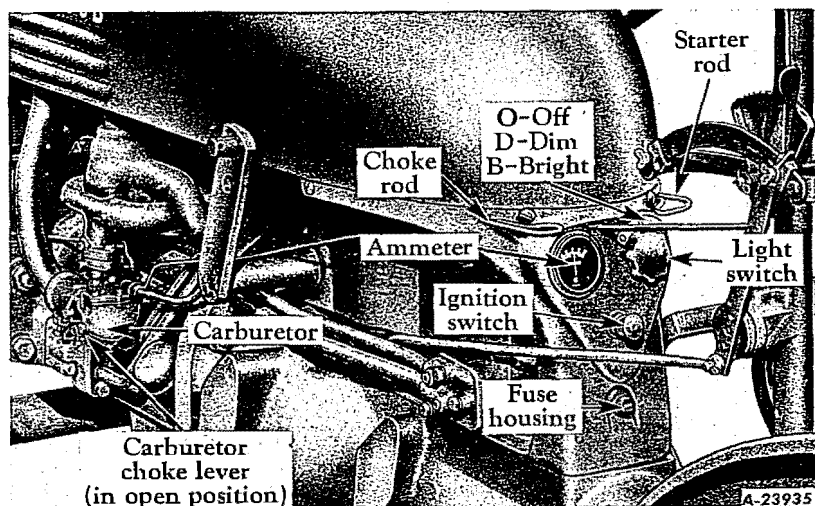
Illust. 36A

Rear light and battery box.

Use the illustrations on pages 36, 37 and 38, and the wiring diagram on page 45 as a guide for identifying the various electrical units and for tracing the electrical cables and connections. Be sure all terminals are clean and securely fastened.

### Light Switch

The light switch has three positions: "O"—off position, "D"—dim lights, and "B"—bright lights.



Illust. 36B

Light switch, ammeter, etc.