


LUBRICATION

○—Periodic

Check the oil level periodically. Use approved lubricant (page 17) and keep the lubricant up to level plug (19) on the left side of the transmission case. See *Illust. 20E*. Change the oil in the transmission case at least once a year. However, do not drive the tractor more than 1,000 hours without changing the oil. Remove drain plug (20) and allow all oil to drain out. See *Illust. 21*. Replace the drain plug and remove filler plug (18) and level plug (19). Refill with approved lubricant up to the level plug opening and replace the plugs. See *Illusts. 20E and 21A*. If the oil in the transmission case has been thinned with kerosene for operating in temperatures below 0°F., change the oil before operating in warm weather. Capacity 3½ pints.

Transmission

- 18—Oil filler plug.
- 19—Oil level plug.
- 20—Oil drain plug.




illust. 21C

Rear axle housing.

Check the oil level periodically. Use approved lubricant (page 17) and keep the lubricant up to level plug (22). Drain and refill the housing each time the oil is changed in the transmission case. To change the oil, remove drain plug (23) and allow all oil to drain out. Then replace the drain plug. Remove filler plug (21) and level plug (22). Fill up to the oil level plug opening and replace the plugs. See *Illust. 21B*. Capacity ⅓ pint.

Belt Pulley Housing

- 21—Filler plug.
- 22—Level plug.
- 23—Drain plug.



Drain plug Level plug

A-14740

illust. 21B


Belt pulley.

Check the oil level periodically. Use approved lubricant (page 17) and keep the lubricant up to level plug (24) in each rear axle housing. See *Illust 21C*. Remove the drawbar to get at the level plug in the left-hand housing. Change the oil at least once a year. However, do not drive the tractor more than 1,000 hours without changing the oil. To drain, remove rear axle housing pan (25). Clean the pan and replace it. Remove plug (24) and fill up to this level with approved lubricant. Replace the plug. Capacity 1¾ pints each housing.

Rear Axle Housing


- 24—Oil filler and level plug (2).
- 25—Oil pan (2).

Continued on next page.



illust. 21

Transmission oil drain plug.



illust. 21A

Transmission filler plug.